

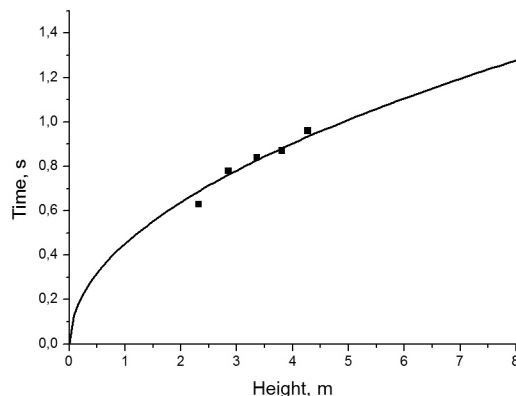
# BREAKING SPAGHETTI

Stanislav Krasulin

BSU Lyceum, Belarus

## Introduction

This problem asks us about conditions, under which dry spaghetti falling on a hard floor will not break. Certainly, one of the main parameters of a strike is angle at which spaghetti hits the floor. There are three possibilities: spaghetti can fall prone, it can jump in the tin-soldier position, and also it can hit the floor at some angle between 0° and 90°. Because of the difficulty of the task and both size of the report and time for its preparation being limited, we had focused our research on just one case: when spaghetti falls vertically (tin-soldier position).



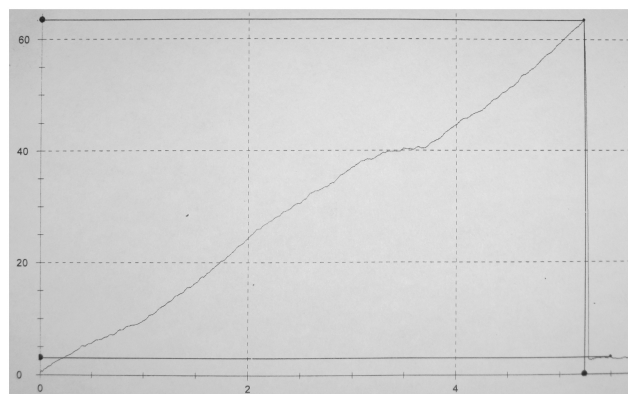

**Figure 1. Time of falling depending on height. Line is theory, without taking drag into account; dots are experimental.**

## Air drag influence

Another very important parameter is velocity spaghetti has right before the strike. However, velocity isn't very graphic value; everything is easier to understand if use height of fall instead. But vacuum is rather uncommon environment for spaghetti; so before connecting these two parameters, it is necessary to check if air drag should be taken into account:

$$F = -\frac{1}{2} C_d \rho v^2 S;$$

where  $S$  is reference area (for long cylinder it is its basement area),  $v$  is velocity,  $\rho$  is air density,  $C_d$  is drag coefficient (for long cylinder it is 0,82). Fortunately, it turned out that in our range of heights drag influence is negligibly small (see fig.1). At the same time, this equation helped us to calculate the maximal velocity spaghetti can achieve



**Figure 2. Spaghetti, mounted into Zwick Z100 tensile-testing machine and an example of its output for "pastaZARA" spaghetti (horizontal axis is relative stretch, %; vertical is force, N).**

falling in the Earth's atmosphere: about 60 m/s (for tin-soldier position). This is rather big value; at least big enough for us not to be able to achieve it in the lab. However, if spaghetti falls horizontally (prone) the maximal velocity is significantly lower (due to a bigger drag coefficient and reference area); it turns out to be 5.6 m/s. Experiments have shown that it is easy to throw spaghetti at even bigger velocity; but no spaghetti were broken during such an experiment: if spaghetti hits the floor prone, this velocity

just isn't enough. That is why we can state, that if falling prone, spaghetti just can't achieve velocity required for breaking, due to air drag.

### Spaghetti's mechanical properties

The research of deformation and possible destruction of an object requires knowing some mechanical properties of it's material, like Young's modulus and critical relative deformation. For obtaining these data we used Zwick Z100 tensile-testing machine (see fig.2). Output data can be seen in the Table 1.

**Table 1. Results of testing of different spaghetti.**

Name	Diameter d, mm	Young's modulus E, GPa	Critical relative stretch $\varepsilon_{crit}$ , %	Critical stress $\sigma_{crit}$ , MPa
"pastaZARA" 1	1.45±0.03	0.59±0.02	5.25±0.05	31.0±0.5
"pastaZARA" 3	1.65±0.03	0.59±0.02	5.25±0.05	31.0±0.5
"pastaZARA" 5	2.05±0.05	0.59±0.02	5.25±0.05	31.0±0.5
"Monte Banato"	1.40±0.02	0.63±0.01	4.71±0.03	29.7±0.2
"Макфа" ("Makfa")	1.40±0.03	0.92±0.05	2.63±0.06	24.2±0.4
"Барымак" ("Borimak") 1	1.40±0.05	1.36±0.08	1.12±0.07	16.3±0.5
"Барымак" ("Borimak") 2	1.70±0.05	1.36±0.08	1.12±0.07	16.3±0.5
"Барымак" ("Borimak") 3	2.00±0.05	1.36±0.08	1.12±0.07	16.3±0.5

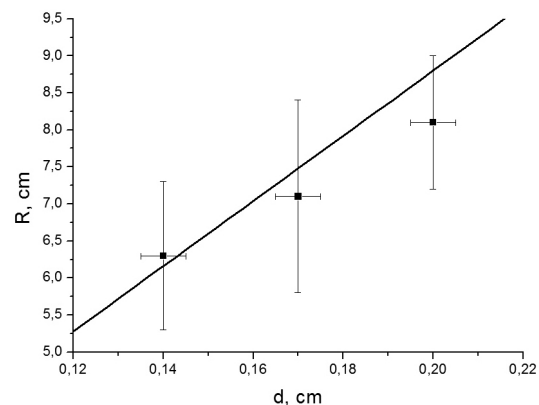
However, it is hard to believe that whole spaghetti during strike is stretched or compressed like in this machine; it is more likely to break because of curving. Certainly, it's also a combination of these deformations – some layers of spaghetti are stretched, some are compressed. And some are not deformed at all. Let's assume that the very central part of spaghetti isn't stretched whenever spaghetti is curved and has length  $L_0$ . Then, if radius of curvature is  $R$  and diameter of spaghetti is  $d$ , relative stretch of it's outer layer  $L_1$  can be easily calculated:

$$\varepsilon = \frac{L_1 - L_0}{L_0} \cdot 100\% = \frac{2\pi(R + d) - 2\pi(R + \frac{1}{2}d)}{2\pi(R + \frac{1}{2}d)} \cdot 100\% = \frac{d}{2R + d} \cdot 100\%$$

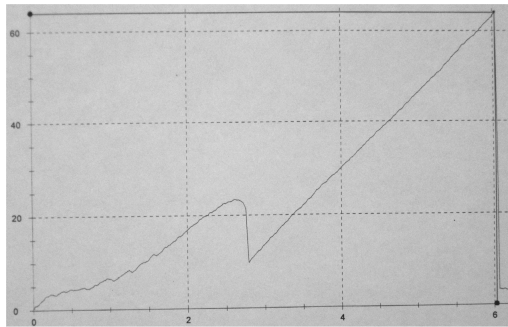
For spaghetti not to break, this value should be smaller than  $\varepsilon_{crit}$ ; thereby, maximal radius of curvature:

$$R_{max} = \frac{100\% - \varepsilon_{crit}}{2\varepsilon_{crit}} \cdot d$$

Checking this dependence is rather complicated because we can't change values  $\varepsilon_{crit}$  and  $d$ . However, some manufacturers ("pastaZARA", "Borimak") do produce spaghetti of the different diameters, but same recipe. Unfortunately, number of such diameters is still strongly limited; that is why fig.3 has only three experimental points. We were curving spaghetti around a number of cylinders, which radii differed by 0.5 cm. Vertical error bars on the fig.3 depict the range of radii for which less than 100% but more than 0% of spaghetti broke. The point is set in the middle of the range. Within accuracy of our measurements even this



**Figure 3. Critical radius of curvature vs. diameter of spaghetti ("Borimak"): points are experimental, line is theoretical.**



**Figure 4. Another test of “pastaZARA” spaghetti. A random jump in the dependence significantly increases critical stretch.**

very simple mathematical model gives results, close to real. It means, that there's no need in it's improvement: anyway we can't detect that it has come closer to the real value.

### Stochasticity of the phenomenon

Also, it should be mentioned that not all experiments with tensile-testing machine were successful (fig.4). Such results were marked as “mistake” and weren't included in the values given in the table. But same things can occur in the experiments with falling spaghetti, thus allowing it not to break under conditions it normally should. That is why we can't just set a

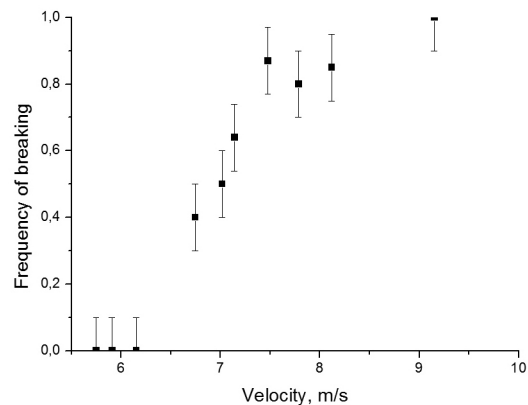
range for each parameter, within which spaghetti will break; there will be only some certain frequency of breaking for each set of parameters. Therefore, in our work we were researching frequency of breaking depending on different parameters.

### Gravity force

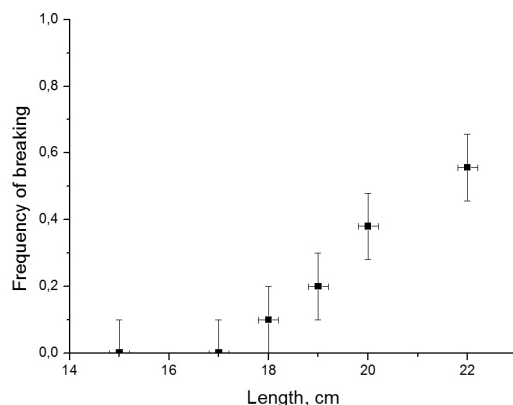
During discussions of this task there was often raised question about influence of gravity force during the impact. When spaghetti hits the floor it is reflected upwards, or, at least, stopped. It means that it's momentum changes at least by  $m \cdot v$ , where  $m$  is spaghetti's mass. Through filming strike on a high-speed camera, it was found out, that it lasts less than  $t=0.001$  of a second. Therefore, average force acting on the spaghetti during strike is:

$$F_s = \frac{mv}{t} \approx 5.67 \cdot 10^{-1} \text{ N}$$

At the same time gravity force acting on this spaghetti is about  $4.5 \cdot 10^{-4} \text{ N}$  – thousand times smaller. So, gravity force is negligible during strike.



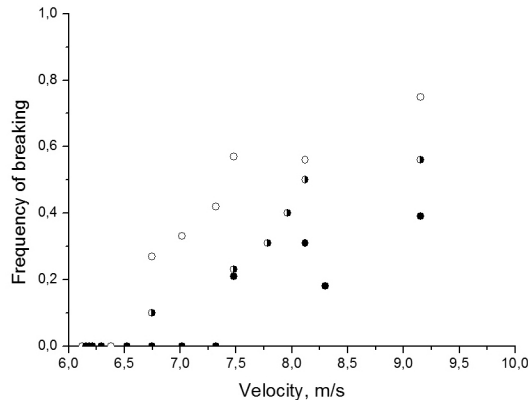
**Figure 5. Frequency of breaking vs. velocity (“Borimak” 1).**



**Figure 6. Frequency of breaking depending on spaghetti's length for velocity 8 m/s (“pastaZARA” 3).**

### Different parameters

It was already mentioned, that one of the main parameters is velocity. Fig.5 shows dependence of frequency of breaking on the velocity spaghetti has right before the strike. There are velocities, for which this frequency is zero; but as velocity gets higher, frequency increases too. It is easy to explain: spaghetti breaks, if it reaches critical curvature; but this bending requires energy. So, the higher is the kinetic energy of spaghetti, the higher is possibility, that critical curvature will be reached.



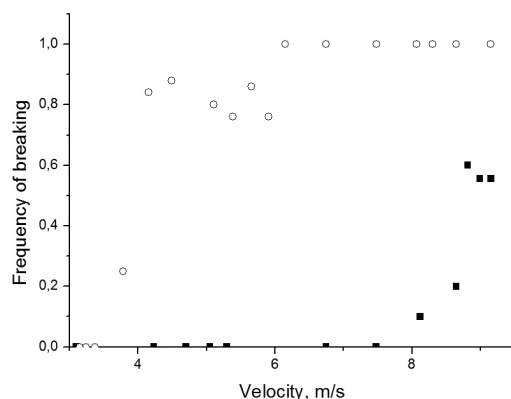
**Figure 7. Empty circles are for  $d=1.45$  mm, half-full –  $d=1.65$  mm, full –  $d=2.05$  mm (“pastaZARA”).**

increase frequency: because of bigger diameter, it requires more energy to deform spaghetti to it's critical curvature (even though the critical curvature itself decreases). The plot shows that this increase in required energy overcomes gain in kinetic energy.

It is also interesting that cheaper spaghetti are easier to break (fig.8). It can be explained by differences in the chemical structure: expensive spaghetti (“Monte Banato”) have eggs as their ingredient. And in this situation eggs work as some kind of glue, increasing spaghetti's critical relative stretch, therefore increasing energy, required for breaking.

Also, it should be noticed, that all such comparative experiments should be run within one day; otherwise there will be mistakes, because of the changes in the humidity of air; and humidity of air affects that of spaghetti. Water increases elastic properties of spaghetti and decreases their fragility. This

is shown on the fig.9, where usual spaghetti are compared to the very dry ones.



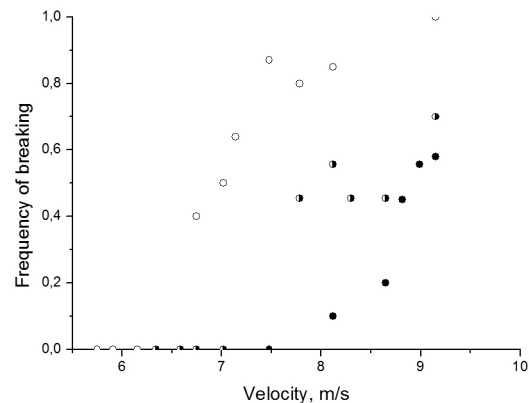
**Figure 9. Squares are for usual spaghetti, circles are for Spaghetti Extra Dry. (“pastaZARA” 5)**

part was 1 cm, proving that something in the process of breaking defines the point,

But changing velocity isn't the only way of changing kinetic energy; mass of spaghetti also can be varied; for example, through varying it's length. Fig.6 shows that increase in length (and, respectively, mass) causes increase in frequency of breaking – additional kinetic energy gives higher possibility of reaching critical radius of curvature.

Changing of diameter also will cause changing of kinetic energy. However, fig.7

(dependence of frequency of breaking on velocity for different diameters) shows that here additional kinetic energy does not

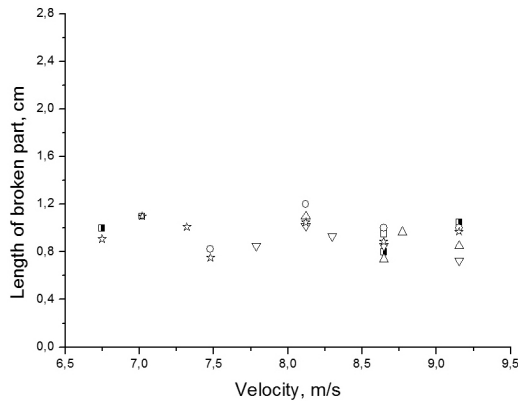


**Figure 8. Empty circles are for cheap spaghetti (“Borimak” 1), half-full are for medium priced (“Makfa”), full are for expensive (“Monte Banato”).**

### Point of breaking

During experiments we have noticed that spaghetti always breaks in the point, close to the hitting end. After we had measured lengths of broken parts in experiments with “pastaZARA” spaghetti, it turned out that spaghetti were breaking in the point approximately 1 cm away from the hitting end; and it hadn't depended on the length (fig.10) or diameter (fig.11) of spaghetti. We decided that probably something in the way spaghetti are produced causes this point to be the weakest; however, when we had cut off 1 cm long parts from both ends of spaghetti and then dropped it, once again length of broken part was 1 cm, proving that something in the process of breaking defines the point,

not in the spaghetti initial structure. That led us to a conclusion that spaghetti breaks because of standing wave.



**Figure 10. Length of broken part depending on velocity for different original length: empty square – 15 cm, half-full square – 17 cm, upwards triangle – 18 cm, circle – 19 cm, downwards triangle – 20 cm, star – 22 cm. (“pastaZARA” 3)**

### Standing wave

When spaghetti hits the floor a bending wave occurs. And if the wave reaches opposite end of spaghetti it is being reflected and summed with itself, producing standing bending wave. Now, spaghetti should break in the point of first antinode (since second one will be smaller due to losses). And we know, that hitting end of spaghetti is the place of first node. So, distance between the end of spaghetti and breaking point should be a quarter of wavelength; therefore, wavelength  $\lambda = 4 \cdot x$ , where  $x = 1 \text{ cm}$  was found experimentally. At the same time, spreading rate of the wave can't be higher than spreading rate of the sound wave, travelling in spaghetti:

$$c = \sqrt{\frac{E}{\rho}} = 0.87 \text{ km/s};$$

where  $\rho$  is spaghetti's density. Thereby, frequency of the bending wave is less than:

$$\nu_{\max} = \frac{c}{\lambda} = 21.75 \text{ kHz}$$

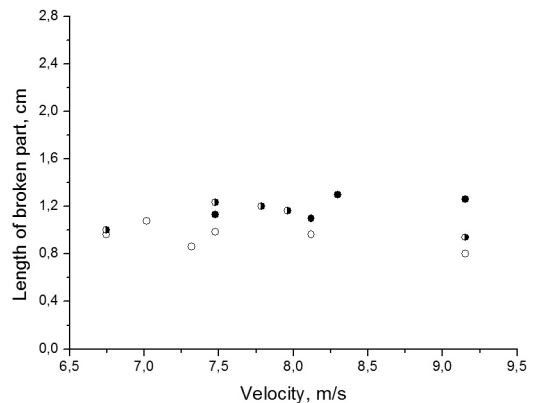
At the same time, we can say that whole strike lasts for a half of the bending wave's period: this time is enough for spaghetti to bend to it's maximal curvature and return into it's initial shape, thus forcing it to jump upwards. And it has already been found through experiments that impact lasts for less than 0.001 s. So, period of wave is less than 0.002 s; and frequency of bending wave is higher than  $\nu_{\min} = 0.5 \text{ kHz}$ .

### Different angles

Talking about possibility of spaghetti to fall on the floor at some angle between  $0^\circ$  and  $90^\circ$ , we can say that there are two different cases: the hitting end of spaghetti may remain fixed during the impact (it generally happens if spaghetti falls in position close to vertical, or if hitting end gets stuck because of some small obstacles on the surface of the floor); also it can slide to the side. The first situation is very close to the one described in our solution; it's highly possible that all is need is to take into account that smaller part of original kinetic energy of spaghetti is transferred into energy of bending wave.

The second case is more complicated; first bending caused by friction force and normal reaction force occurs, and then a bending wave starts. Spaghetti can be broken both by just bending and by bending wave.

We have run an experiment to compare frequency of breaking in two situations. To resemble the second case we were dropping spaghetti on the sheet of acrylic resin.



**Figure 11. Length of broken part vs. velocity. Circles show same diameters, as on fig.7. (“pastaZARA”)**

To resemble the first case we were dropping spaghetti on the sheet of the same acrylic resin, but with a number of scratches put with intervals of 1 cm; hitting end of spaghetti was caught on this scratches and, therefore, remained fixed during the strike.

Experiment has proven that frequency of breaking is higher if hitting end is fixed.

### **Conclusions**

If spaghetti falls prone in Earth's atmosphere it can't reach velocity required for breaking. If spaghetti falls in tin-soldier position, it will be broken in the first antinode of standing wave, which is situated 1 cm away from hitting end. Frequency of this wave is between 0.5 kHz and 21.75 kHz. But breaking will occur only if spaghetti's kinetic energy is higher, than energy required to bend spaghetti to it's critical curvature. So, for spaghetti not to break, kinetic energy should be decreased; for example by decreasing velocity or mass (by decreasing length). However, if mass is decreased through changing diameter required energy decreases either. Other way of changing energy, required for breaking is changing chemical structure: adding water or eggs increases critical relative stretch, thereby requiring more energy for spaghetti to break.

However, in all this situations we can discuss only energy, required for breaking of ideal spaghetti. In real life, we can say only about increasing in breaking frequency, when close to described values.